



# Ranges



**RH36D4**  
with deck oven base  
and optional casters



**RH36D4**  
with deck oven base  
and optional casters

Oven Ranges RH36D1, RH36D2, RH36D3, RH36D4, RH36D5 & RH36D6

## Features:

- Stainless Steel front, sides and top
- Hatchable to pass through 26" opening
- Includes 6" NSF-listed legs
- Front-serviceable
- 36" Cooking Height

### Additional features of models with convection oven:

- Included three oven racks
- Stainless steel oven and door liners
- Vented, air-cooled motor

### Additional features of models with deck oven:

- Includes one oven rack
- Aluminized steel oven liner
- Stainless steel door liners

*Note: "C" in model denotes Convection Oven base. "D" denotes Deck Oven base.*




**RH36C1/D1**  
• Three 12" x 24" hotplates



**RH36C2/D2**  
• Two 12" x 24" hotplates  
• Two round hotplates



**RH36C3/D3**  
• One 36" x 24" griddle plate



**RH36C4/D4**  
• Six round hotplates









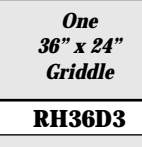





**RH36C6/D6**  
• One 12" x 24" griddle plate  
• Two round hotplates



**RH36C7/D7**  
• One 36" x 24" griddle plate  
• One 12" x 24" hotplate

## Specifications

| Type of Range Top        |  |  |  |  |  |  |
|--------------------------|---|---|---|--|---|---|
|                          | <b>“C”<br/>Convection Ovens</b>   | Three 12" x 24" Hotplates   | Two 12" x 24" Hotplates & Two Round Hotplates                                     | One 36" x 24" Griddle  | Six Round Hotplates   | One 24" x 24" Griddle & Two Round Hotplates   |
| <b>Model Number</b>      | <b>RH36C1</b>   | <b>RH36C2</b>   | <b>RH36C3</b>   | <b>RH36C4</b>  | <b>RH36C5</b>   | <b>RH36C6</b>   |
| <b>Type of oven base</b> | ←----- <b>Convection Oven</b> -----→  |   |   |  |   |   |
| <b>Supply (3 Phase)</b>  | ←----- <b>208V, 240V or 480V</b> -----→   |   |   |  |   |   |
| <b>Rated heat input</b>  | 22.5 KW   | 22.4 KW   | 23.1 KW   | 22.2 KW  | 22.4 KW   | 22.5 KW   |
| <b>Width</b>             | 36" W   | 36" W   | 36" W   | 36" W  | 36" W   | 36" W   |
| <b>Height</b>            | 38-1/4" H   | 38-1/4" H   | 38-1/4" H   | 38-1/4" H  | 38-1/4" H   | 38-1/4" H   |
| <b>Depth</b>             | 38-1/2" D   | 38-1/2" D   | 38-1/2" D   | 38-1/2" D  | 38-1/2" D   | 38-1/2" D   |
| <b>Ship Weight</b>       | 610 lbs.  | 570 lbs.  | 610 lbs.  | 485 lbs.   | 570 lbs.  | 570 lbs.  |
| Type of Range Top        |  |  |  |  |  |  |
|                          | <b>“D”<br/>Deck Ovens</b>   | Three 12" x 24" Hotplates   | Two 12" x 24" Hotplates & Two Round Hotplates                                     | One 36" x 24" Griddle  | Six Round Hotplates   | One 24" x 24" Griddle & Two Round Hotplates   |
| <b>Model Number</b>      | <b>RH36D1</b>   | <b>RH36D2</b>   | <b>RH36D3</b>   | <b>RH36D4</b>  | <b>RH36D5</b>   | <b>RH36D6</b>   |
| <b>Type of oven base</b> | ←----- <b>Deck Oven</b> -----→  |   |   |  |   |   |
| <b>Supply (3 Phase)</b>  | ←----- <b>208V, 240V or 480V</b> -----→   |   |   |  |   |   |
| <b>Rated heat input</b>  | 21.9 KW   | 21.8 KW   | 22.5 KW   | 21.6 KW  | 21.8 KW   | 21.9 KW   |
| <b>Width</b>             | 36" W   | 36" W   | 36" W   | 36" W  | 36" W   | 36" W   |
| <b>Height</b>            | 38-1/4" H   | 38-1/4" H   | 38-1/4" H   | 38-1/4" H  | 38-1/4" H   | 38-1/4" H   |
| <b>Depth</b>             | 38-1/2" D   | 38-1/2" D   | 38-1/2" D   | 38-1/2" D  | 38-1/2" D   | 38-1/2" D   |
| <b>Ship Weight</b>       | 634 lbs.  | 580 lbs.  | 652 lbs.  | 562 lbs.   | 580 lbs.  | 580 lbs.  |

### Marine Kits

| Model Number    | Description                  | Wt.     | Available for Use With |
|-----------------|------------------------------|---------|------------------------|
| <b>MH36KITA</b> | Marine Kit, tops 1, 2, and 4 | 20 lbs. | RH36C1/C2/C4/D1/D2/D4  |
| <b>MH36KITB</b> | Marine Kit, tops 6, and 7    | 20 lbs. | RH36C6/C7/D6/D7        |
| <b>MH36KITC</b> | Marine Kit, top 3            | 20 lbs. | RH36C3/D3              |

### Accessories

| Model Number   | Description                                 | Wt.     | Available for Use With |
|----------------|---|---------|------------------------|
| <b>ACCS06K</b> | Casters, set of four, 2 swivel (with locks) | 18 lbs. | All RH models          |
| <b>ACRK36K</b> | Deck oven rack slide-out                    | 21 lbs. | RH36D models           |
| <b>ACBK36H</b> | Outer back stainless steel                  | 5 lbs.  | All RH models          |

*Marine kits are designed to provide shipboard stability to RH models. Includes bolt-down legs, door latch, grab rails sea racks (kits A and B only), grease trays with latches and stainless steel backs. Field assembly required.*

**INTENDED FOR COMMERCIAL USE ONLY. NOT FOR HOUSEHOLD USE.**



Toastermaster, in line with its policy to continually improve its product, reserves the right to change materials or specifications without notice. Such revisions do not entitle the buyer to corresponding changes, improvements, additions, or replacements for previously purchased equipment.



**Toastermaster**® 5600 13th Street, Menominee, MI 49858 • www.toastermastercorp.com

Toll Free: 1-800-338-9886 • Telephone: 1-906-863-4401 • Fax: 1-906-863-5889