

Cabinet Construction

Heavy duty stainless steel interior and exterior, galvanized steel finished bottom and back wall of exterior. High quality 16 gauge stainless steel worktop, top lid and hood. 2.5" thick high density foamed-in-place polyurethane insulation. Four 4" diameter casters (front casters with brakes). Door heater installation around inside cabinet frame to prevent moisture build-up.

Refrigeration System

- Side mounted condensing unit for extra interior space compared to back mounted units
- Oversized condenser and evaporator coil cools to set and maintain temperature in minimum time period
- Forced-air cooling with oversized evaporator fan motors providing balanced airflow throughout cabinet to ensure faster temperature drop
- Removable side panel and slide-out condensing unit for convenient repair and maintenance
- Removable condenser coil air filter for easy cleaning
- Environmentally friendly CFC free R-134A refrigerant
- Air defrost, temperature initiated and terminated
- Copper tube and aluminum fin evaporator with anti-corrosive coating
- Energy efficient condensate drain pan assembly heated by high side copper tube
- Pressure relief port located at housing interior for rapid re-entry
- Pre-wired and ready to plug, 115V/60Hz/1Ph, NEMA 5-15P

Doors

- High quality stainless steel Interior and exterior
- 2.5" thick high density foamed-in-place polyurethane insulation
- Rounded corners for a sleek and modern appearance
- Heavy duty adjustable torsion spring self-closing door system
- One piece snap-in magnetic door gasket for easy replacement
- Heavy duty recessed door handles for a flat surface

Preparation Area

- 1/2" thick foam insulated lids to prevent moisture build-up and heat exchange
- Removable and adjustable sanitary 19 1/4" deep cutting board
- Sanitary PVC pans

Shelving

- Two epoxy coated wire shelves per section
- Stainless steel pilasters and shelf clips

Temperature Control

- Factory preset temperature, 35°F
- Setting temperature range from 33°F to 41°F
- Easy to read digital temperature display
- Easy to program push button temperature control
- Microchip digital monitoring system with a variety of functions to monitor and maintain optimum temperature



EPPR1



EPPSR2



EPPR2



EPPR3

<ul style="list-style-type: none"> • Project / Customer _____ • Item No. _____ • Model No. _____ 	<p>Warranty</p> <p>2 Year — Parts & Labor 5 Year — Compressor</p>	<p>Please visit our website for updated Energy Efficiency information</p> <p>201 W. Artesia Blvd, Compton, CA 90220 T. (310) 323-6586, (800) 444-6285 F. (310) 323-7524 www.EVERESTref.com</p>
---	--	--

PIZZA PREP. TABLES

Side Mounted Condensing Unit

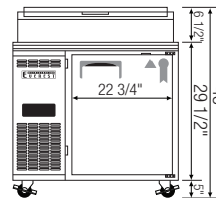
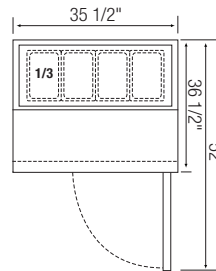
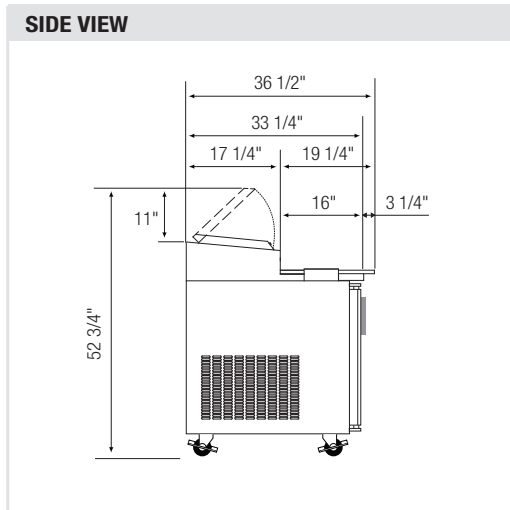


EPP – Series

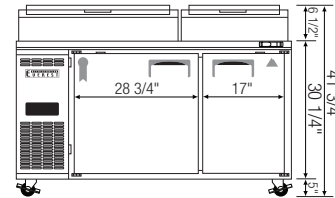
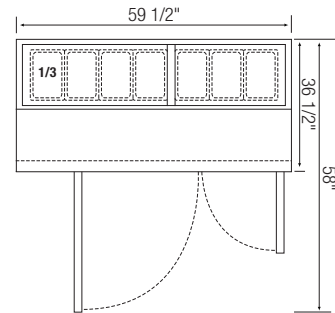
• EPPR1 • EPPSR2 • EPPR2 • EPPR3

Dimensions

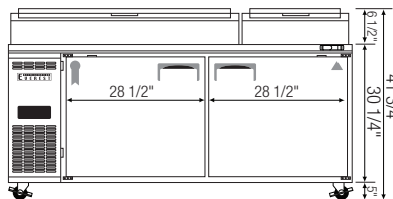
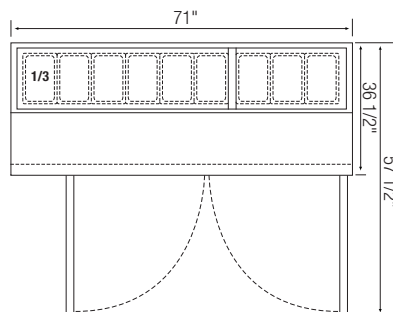
SIDE VIEW



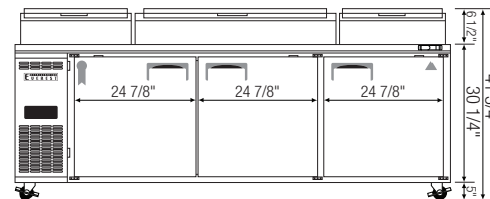
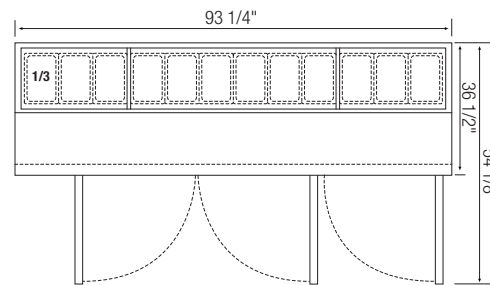
▲ EPPR1



▲ EPPSR2



▲ EPPR2



▲ EPPR3

Model	Ref/ Fzr/ Dual	# of Doors	Capacity (Cu.Ft.)	HP	Refrigerant	# of Shelves	# of Pans	Power (V-Hz-Ph)	Amps	Crated Weight (LBS)	Exterior Dimensions (Inches)			* Height does not include 5" for caster. † Depth includes 19 1/4" cutting board. Ref = Refrigerator Fzr = Freezer Dual = Ref & Fzr Combo
											L	D †	H *	
EPPR1	Ref	1	9	1/4	R-134A	2	1/3 X 4	115-60-1	3.97	280	35 1/2	36 1/2	36 3/4	
EPPSR2	Ref	2	15	1/3	R-134A	4	1/3 X 7	115-60-1	4.50	406	59 1/2	36 1/2	36 3/4	
EPPR2	Ref	2	23	1/3	R-134A	4	1/3 X 9	115-60-1	6.30	441	71	36 1/2	36 3/4	
EPPR3	Ref	3	30	1/3+	R-134A	6	1/3 X 12	115-60-1	9.20	580	93 1/4	36 1/2	36 3/4	

Specifications subject to change without notice.

www.EVERESTref.com

201 W. Artesia Blvd, Compton, CA 90220
T. (310) 323-6586, (800) 444-6285 F. (310) 323-7524