

GLASS DOOR MERCHANDISER FREEZERS

Swing Doors



EVEREST
REFRIGERATION

www.EVERESTref.com

EM – Series

• EMGF23 • EMGF36 • EMGF48



EMGF23



EMGF36



EMGF48

Cabinet Construction

Heavy duty white coated steel for cabinet interior and exterior. High quality stainless steel interior floor with round edges for convenient cleaning. 2.5" thick high density foamed-in-place polyurethane insulation. Four 4" diameter casters (front casters with brakes). Door heater installed around inside cabinet frame to prevent moisture build-up.

Refrigeration System

- Bottom mounted condensing unit
- Removable bottom grill and slide-out condensing unit for easy repair and maintenance
- Oversized condenser and evaporator coils quickly achieve and maintain desired temperature
- Forced-air cooling with oversized evaporator fan motors providing balanced airflow throughout cabinet to ensure faster temperature drop
- Environmentally friendly CFC free R-404A refrigerant
- Hot gas defrost cycle (time initiated and temperature terminated)
- Copper tube and aluminum fin evaporator with anti-corrosive coating
- Pressure relief port located at top of cabinet for rapid re-entry
- Interior airflow backward to ensure proper air circulation
- Energy efficient condensate drain pan utilizing hot gas pipe
- Pre-wired and ready to plug, 115V/60Hz/1Ph, NEMA 5-15P (EMGF23)
- Pre-wired power cord without plug, 230V/60Hz/1Ph (EMGF36 / EMGF48)

Doors

- Matte finish aluminum door frames
- Low emissivity triple pane glass system reflects UV rays and improves insulation for maximized energy efficiency
- Defroster strips on glass door for product visibility
- Heavy duty adjustable torsion spring self-closing door system
- One piece snap-in magnetic door gasket for easy replacement
- Heavy duty die-cast door handles
- Door locks

Lighting

- Shielded vertical LED interior lighting with on/off switch for energy saving, less heat generation and enhanced illumination

Shelving

- Four epoxy coated wire shelves per section
- Stainless steel pilasters and shelf clips

Temperature Control


- Factory preset temperature, -4°F
- Temperature setting range from -10°F to 54°F
- Easy to read digital temperature display
- Easy to program push button temperature control
- Microchip digital control and monitoring system with a variety of functions to monitor and maintain optimum temperature

• Project / Customer _____

• Item No. _____

• Model No. _____

Warranty

 **5 Year — Compressor Warranty**
3 Year — Parts & Labor Warranty
Applicable to units purchased after July 1, 2014.

Contact

 201 W. Artesia Blvd, Compton, CA 90220
T. (310) 323-6586, (800) 444-6285
F. (310) 323-7524, (310) 761-1127

GLASS DOOR MERCHANDISER FREEZERS

Swing Doors

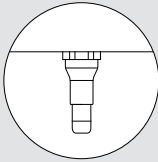


EM – Series

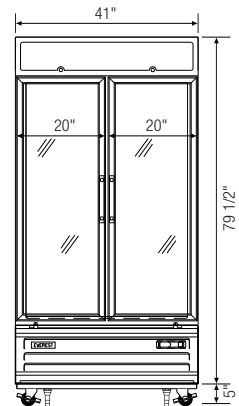
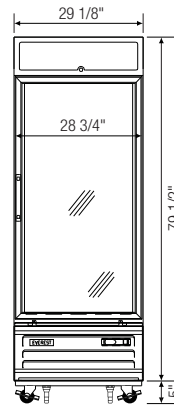
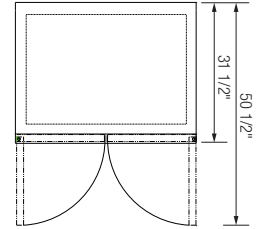
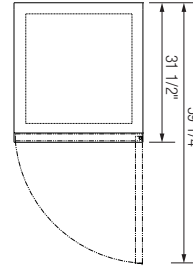
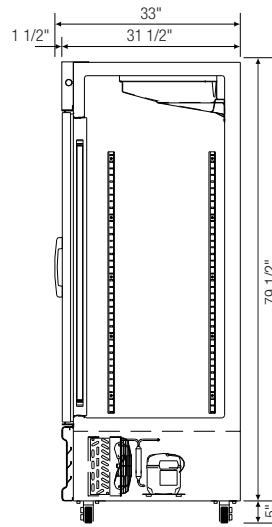
• EMGF23 • EMGF36 • EMGF48

Dimensions

SIDE VIEW

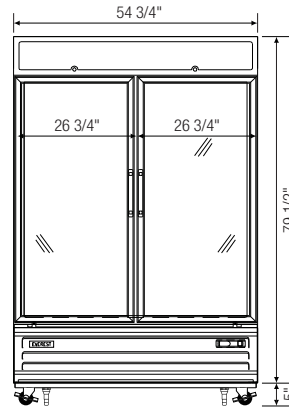
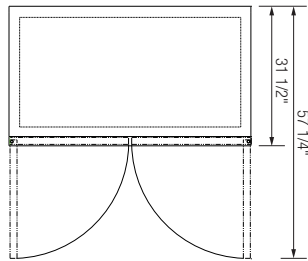


Two additional front adjustable stainless steel clad ABS legs to provide extra stability when opening and closing doors.



▲ EMGF23

▲ EMGF36



▲ EMGF48

Model	Ref/ Frz/ Dual	# of Doors	Capacity (Cu.Ft.)	HP	Refrigerant	# of Shelves	Power (V-Hz-Ph)	Amps	Crated Weight (LBS)	Exterior Dimensions (Inches)			* Height does not include 5" for casters † Exterior depth dimension does not include 1 1/2" for door handles Ref = Refrigerator Frz = Freezer Dual = Ref & Frz Combo
										L	D†	H*	
EMGF23	Frz	1	23	3/4	R-404A	4	115-60-1	11.06	328	29 1/8	31 1/2	79 1/2	
EMGF36	Frz	2	36	1-1/4	R-404A	8	230-60-1	5.02	429	41	31 1/2	79 1/2	
EMGF48	Frz	2	48	3/4 x 2	R-404A	8	230-60-1	8.24	701	54 3/4	31 1/2	79 1/2	

Disclaimer: Product dimensions are for general purposes and not absolute value. Slight variations may exist. If dimensions are critical, please contact Everest.