

BACK BAR & DIRECT DRAW KEG REFRIGERATORS



EVEREST
REFRIGERATION
www.EVERESTref.com

EBD – Series

• EBD2-BB • EBD2-BBG • EBD3-BB • EBD3-BBG



EBD2-BB



EBD2-BBG



EBD3-BB



EBD3-BBG

Cabinet Construction

Heavy duty stainless steel countertop, textured and laminated black vinyl exterior. Galvanized steel interior wall and high quality stainless steel floor. 1 3/4" thick high density foamed-in-place polyurethane insulation. Built-in caster thread receptacles for all units.

Refrigeration System

- Side mounted condensing unit
- Oversized condenser and evaporator coils quickly achieve and maintain desired temperature
- Forced-air cooling with oversized evaporator fan motors providing balanced airflow throughout cabinet to ensure faster temperature drop
- Removable side panel and slide-out condensing unit for convenient repair and maintenance
- Environmentally friendly CFC free R-134A refrigerant
- Air defrost controlled by electrical timer
- Copper tube and aluminum fin evaporator with anti-corrosive coating
- Energy efficient condensate drain pan assembly heated by high side copper tube
- Pre-wired and ready to plug, 115V/60Hz/1Ph, NEMA 5-15P

Doors

- Textured and laminated black exterior with galvanized steel interior for solid doors, and black PVC frames with low emissivity double pane glass system for glass doors
- 1 3/4" thick high density foamed-in-place polyurethane insulation
- One piece snap-in magnetic door gasket for easy replacement
- Heavy duty recessed and die cast door handles
- Door locks

Draft Arms

- NSF approved 3" diameter insulated stainless steel draft arm with air distributor

Lighting

- Shielded vertical LED interior lighting with on/off switch for energy saving, less heat generation and enhanced illumination (available from 2015 models)

Shelving

- Two epoxy coated wire shelves
- Stainless steel pilasters and shelf clips

Temperature Control

- Factory preset temperature, 35°F
- Temperature setting range from 32°F to 42°F
- Easy to set analog thermostat

Options

- 2 1/2" and 4" diameter casters (3 1/2" and 5" overall height)
- Dual faucet towers

• Project / Customer _____

• Item No. _____

• Model No. _____

Warranty



5 Year — Compressor Warranty
3 Year — Parts & Labor Warranty
Applicable to units purchased after July 1, 2014.

Contact



201 W. Artesia Blvd, Compton, CA 90220
T. (310) 323-6586, (800) 444-6285
F. (310) 323-7524, (310) 761-1127

BACK BAR & DIRECT DRAW KEG REFRIGERATORS




EBD – Series

• EBD2-BB • EBD2-BBG • EBD3-BB • EBD3-BBG

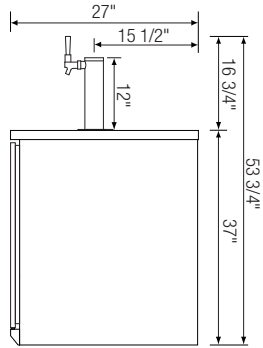
Dimensions

SIDE VIEW

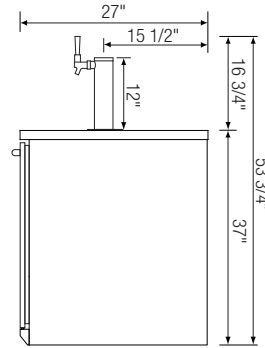
★ 3/4" O.D.



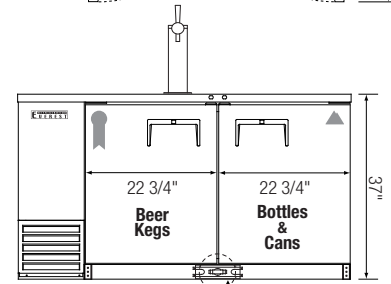
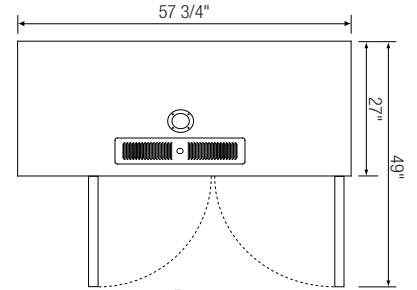
T-Shaped PVC
Drain Fittings w/
Moveable Plug



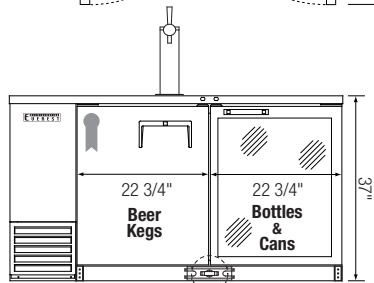
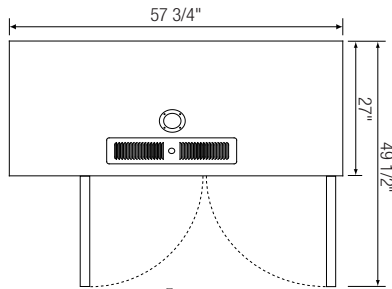
▲ EBD2-BB / EBD3-BB



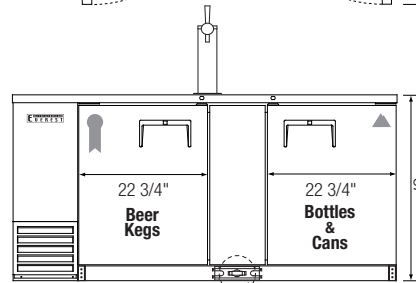
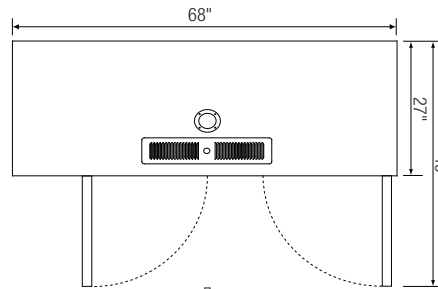
▲ EBD2-BBG / EBD3-BBG



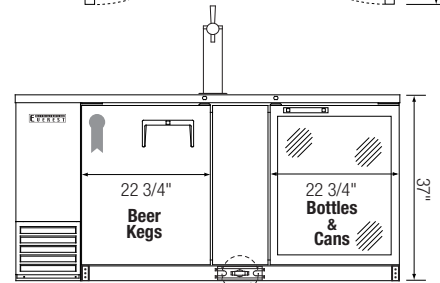
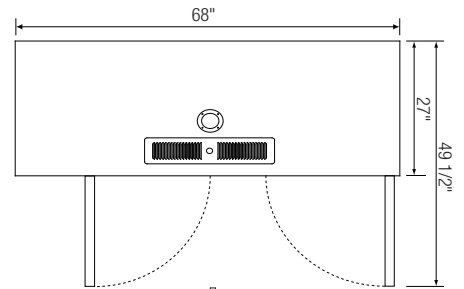
▲ EBD2-BB



▲ EBD2-BBG



▲ EBD3-BB



▲ EBD3-BBG

| Model | Ref/ Frz/ Dual | # of Doors | Capacity & Size of Barrels | Capacity (Cu.Ft.) | HP | Refrigerant | # of Shelves | Capacity | | Power (V-Hz-Ph) | Amps | Crated Weight (LBS) | Exterior Dimensions (Inches) | | | * Height does not include tower |
|----------|----------------------|----------------|----------------------------------|----------------------|-----|-------------|-----------------|----------------|-------------------|--------------------|------|---------------------------|---------------------------------|----|----|---|
| | | | | | | | | 12 oz. Cans | 12 oz. Bottles | | | | L | D† | H* | |
| EBD2-BB | Ref | 2(SD) | (1) 1/2 | 20.09 | 1/4 | R-134A | 2 | 280 | 192 | 115-60-1 | 4.20 | 280 | 57 3/4 | 27 | 37 | † Depth does not include protruding door handle Ref = Refrigerator Frz = Freezer Dual = Ref & Frz Combo SD=Solid Door GD=Glass Door |
| EBD2-BBG | Ref | 1(SD) 1(GD) | (1) 1/2 | 20.09 | 1/4 | R-134A | 2 | 280 | 192 | 115-60-1 | 4.20 | 291 | 57 3/4 | 27 | 37 | |
| EBD3-BB | Ref | 2(SD) | (1) 1/2 (1) 1/4-Slim | 24.01 | 1/4 | R-134A | 2 | 360 | 240 | 115-60-1 | 4.20 | 310 | 68 | 27 | 37 | |
| EBD3-BBG | Ref | 1(SD) 1(GD) | (1) 1/2 (1) 1/4-Slim | 24.01 | 1/4 | R-134A | 2 | 360 | 240 | 115-60-1 | 4.20 | 330 | 68 | 27 | 37 | |

Disclaimer: Product dimensions are for general purposes and not absolute value. Slight variations may exist. If dimensions are critical, please contact Everest.