



Crepe and Waffle **Solutions**



# A Perfect Partnership is Born

Hold onto your seats — it's official. Hatco and Krampouz have joined forces to bring foodservice professionals the ultimate solutions to all their crepe and waffle needs. One part product. One part service and support. This is so good, even the breakfast sandwich is nervous.

## TIME-HONORED REPUTATION

When Hatco set its sights on waffles and crepes, it knew there was no better partner for the job than Krampouz — the actual inventor of the crepe maker and a major innovator in the world of waffles. Backed by nearly 15 decades of combined experience, this is quite possibly the most dynamic duo to enter the market since, well, flour and water.

## QUALITY COMMITMENT

Hatco and Krampouz share in the belief that at the heart of every successful foodservice operation are good people supported by hard-working, reliable equipment. Together, they are committed to doing their part by delivering superior, worry-free solutions. From looks to power, performance, durability, service and beyond, there's no question you're getting quality.

## TRUSTED SUPPORT

Quality is about more than a top-notch product. It's also about having the support and access you need — no matter where you're located. With Hatco reps, dealers, support teams and trusted service agents, you get the expertise and assistance you need. Rest easy knowing Hatco has your back. Now, isn't that a good feeling?

## KYSO SERVICE

Hatco understands that with great equipment comes great people. That's why Hatco is committed to delivering on their KYSO promise to provide "knock-your-socks-off" service each and every step of the way. So, no matter who you talk with at Hatco, you'll get the brightest minds in the business, unrivaled customer support and (dare we say) an actual human.



KCME-1RND

KWM18-1BU

# Which Crepe Maker is Right for You?

Hatco®/Krampouz Crepe Makers are designed with speed, consistency, durability and easy maintenance in mind. Backed by a legacy of excellence and innovation, it's the solution foodservice professionals trust for performance — day in and day out. With perfect heat distribution and adjustable temperature controls, you're sure to deliver the perfect crepe each and every time.

## 1 CHOOSE YOUR POWER SUPPLY

Available in both gas and electric models, Crepe Makers are versatile enough to meet a variety of location, precision and speed demands — it just depends on your priorities.

### ELECTRIC

OR

### GAS

<b>MOBILITY</b>	Needs electric socket nearby.	Flexibility to use anywhere.
<b>LOCATION</b>	Typically used indoors but suitable for outdoor use.	Includes natural gas adaptor for indoor use and propane/butane hookup for outdoors.
<b>PRECISION</b>	Controls to adjust temperatures in precise 10° increments.	Controls to adjust temperature levels from 1 to 8.
<b>SPEED</b>	Preheats to 390 °C (200 °F) in 12-15 minutes.	Preheats to 390 °C (200 °F) in 7-10 minutes.

## 2 CHOOSE YOUR NUMBER OF GRIDDLES

With Crepe Maker griddles measuring 15.75 inches (40 cm) in diameter, you can cook up large, show-stopping crepes in minutes. Have a need for speed? Double your griddles and double your output! Select between one- and two-griddle units.

### ONE

OR

### TWO

<b>ELECTRIC</b>	 KCME-1RND	 KCME-1RND HD	 KCME-1RCT	 KCME-2RCT
<b>GAS</b>	 KCMG-1RND	 KCMG-1RCT	 KCMG-2RCT	

# 3 CHOOSE YOUR PRODUCT

Based on your preferences from step one and two, navigate this chart to find the best Hatco®/Krampouz Crepe Maker for your needs. Remember to also check out the specifications and features to ensure you're on the right track!



STEP 1: Power Supply	ELECTRIC				GAS		
STEP 2: Number of Griddles	ONE		TWO		ONE	TWO	
Product Model	KCME-1RND	KCME-1RND HD	KCME-1RCT	KCME-2RCT	KCMG-1RND	KCMG-1RCT	KCMG-2RCT
Specifications							
Frame shape	○ Round	○ Round	□ Square	□ Rectangle	○ Round	□ Square	□ Rectangle
Maximum Power	1740W	3750W	3750W	7500W	22,000 BTU	22,000 BTU	44,000 BTU
Voltage or gas source	120V	208-240V	208-240V	208-240V	Propane, butane or natural gas	Propane, butane or natural gas	Propane, butane or natural gas
Features							
Large griddle (15.75" / 40 cm)	✓	✓	✓	✓	✓	✓	✓
Light-use design (5-6 hours/day max)	✓	✗	✗	✗	✓	✓	✓
Heavy-use design (unlimited hours/day)	✗	✓	✓	✓	✓	✓	✓
Cast-iron griddle	✓	✓	✓	✓	✓	✓	✓
Stainless steel frame	✓	✓	✓	✓	✓	✓	✓
Temperature control (10° increments)	✓	✓	✓	✓	✗	✗	✗
Temperature control (levels 1-8)	✗	✗	✗	✗	✓	✓	✓
Easy start	✓	✓	✓	✓	✓	✓	✓
Power & heating indicators	✓	✓	✓	✓	✗	✗	✗
Flame-interruption safety system	—	—	—	—	✓	✓	✓

# Which Waffle Maker is Right for You?

Hatco®/Krampouz Waffle Makers deliver consistent, high-quality results time and time again. Whether reheating or cooking waffles, adjustable temperature controls and heat-distribution technologies ensure even cooking and satisfied customers. Plus, removing and washing waffle plates has never been simpler or faster!

## 1 CHOOSE YOUR OBJECTIVE

Whether you want to reheat pre-cooked or frozen waffles or cook them right from dough or batter, there's options for you. Waffle Makers have either 90° or 180° openings. They flip from left to right, front to back, remain stationary, or "swivel" in a full circle. But, no matter how you spin it — you'll end up with a uniform waffle.

### COOK & REHEAT OR REHEAT ONLY



### BRUSSELS OR LIÈGE OR BUBBLE

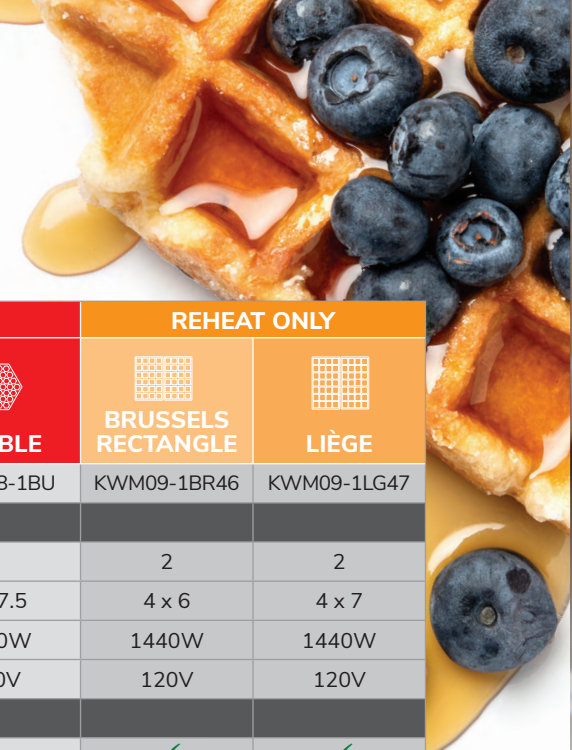
## 2 CHOOSE YOUR WAFFLE STYLE










Waffles aren't a one-size-fits-all kind of business. So, why should your Waffle Maker be? Whip up light and crunchy Brussels in a classic rectangle or exciting round shape, opt for soft and doughy Lièges, or have a little fun with bubble-plated Waffle Makers.



# 3 CHOOSE YOUR PRODUCT

Based on your preferences from step one and two, narrow down your options to find the best Hatco®/Krampouz Waffle Maker for your needs. Remember to also check out the specifications and features to ensure you're on the right track!



STEP 1: Objective	COOK AND REHEAT							REHEAT ONLY	
STEP 2: Waffle Style	   BRUSSELS RECTANGLE OR ROUND			   LIÈGE			 BUBBLE	 BRUSSELS RECTANGLE	 LIÈGE
Product Model	KWM18-1BR35	KWM18-1BR46	KWM18-RO7	KWM18-1LG47	KWM18-2LG47	KWMSL-2LG413	KWM18-1BU	KWM09-1BR46	KWM09-1LG47
Specifications									
Waffle output	1	1	1	1	2	2	1	2	2
Waffle plate dimple count	3 x 5	4 x 6	–	4 x 7	4 x 7	4 x 13	7 x 7.5	4 x 6	4 x 7
Maximum Power	1440W	1800W	1440W	1440/1800W	3600W	2600W	1440W	1440W	1440W
Voltage	120V	208-240V	120V	120/208-240V	208-240V	208-240V	120V	120V	120V
Features									
90° opening	✗	✗	✗	✗	✗	✓	✗	✓	✓
180° opening	✓	✓	✓	✓	✓	✗	✓	✗	✗
No rotation	✗	✗	✗	✗	✗	✗	✗	✓	✓
180° rotation (left to right)	✗	✗	✗	✗	✗	✗	✓	✗	✗
180° rotation (front to back)	✓	✓	✓	✓	✓	✗	✗	✗	✗
360° rotation ("swivel")	✗	✗	✗	✗	✗	✓	✗	✗	✗
Easy Clean System®	✓	✓	✓	✓	✓	✓	✓	✓	✓
Removable cast-iron plates	✓	✓	✓	✓	✓	✓	✓	✓	✓
Stainless steel frame	✓	✓	✓	✓	✓	✓	✓	✓	✓
Insulated heating elements	✓	✓	✓	✓	✓	✓	✓	✓	✓
Removable drip tray	✓	✓	✓	✓	✓	✓	✓	✓	✓
Precision temperature control	✓	✓	✓	✓	✓	✓	✓	✓	✓
Power & heating indicators	✓	✓	✗	✓	✓	✓	✓	✓	✓

# Waffle & Crepe Maker: Support Equipment & Accessories

Hatco and Krampouz aren't stopping at waffle and crepe makers. The dynamic duo also offers a variety of tools and equipment that'll make the perfect compliment to your waffle and crepe operations.



## ELECTRIC COUNTERTOP TOPPING WARMER



KSW-1



KSW-2



KSW-3

Keep delicious waffle and crepe toppings warm and within arm's reach with the most durable and effective warming unit on the market.

### Standard Features

- Stainless steel frame
- Thermostatic control up to 194 °F / 90 °C
- Heating indicator
- On/Off switch with power light
- Plastic bottle(s) with 3-valve lead included
- Meets splatter guard standards

## ELECTRIC & GAS COUNTERTOP GRIDDLES



KGRDE-2513



KGRDG-2513

Our countertop two-zone cooking plate is the perfect compliment to your waffle or crepe maker, helping you rapidly serve up all the fixins. From bacon to eggs, veggies, and even burgers and fish, this is one versatile sidekick you can't do without! Take your pick. Choose between electric or gas models.

### Standard Features

- Caters to narrow and small kitchens and spaces
- Two-zone cooking plate with individual temperature controls
- Stainless steel frame and cooking plate
- Cooking plate with raised edges to contain food
- Heating indicator
- Removable drip tray
- Meets splatter guard standards
- Propane/butane hookup and natural gas adaptor (gas only)





# Why Stop There?

Get a variety of crepe and waffle cooking and cleaning accessories to help you deliver time and time again — without the hassles of a challenging cleanup.


## CREPE MAKER ACCESSORIES



Metal Spatula with plastic handle



Round Steel Spreader



Flat Beech Spreader



Abrasive Cleaning Stone



Cleaning Pad with 2 replaceable cleaning wipes



Replacement Pads (15 cleaning wipes)

## WAFFLE MAKER ACCESSORIES



Waffle Pick with metal forks and plastic handle



Hatco Corporation  
P.O. Box 340500 | Milwaukee, WI 53234-0500 USA  
800-558-0607 | 414-671-6350  
[www.hatcocorp.com](http://www.hatcocorp.com) | [support@hatcocorp.com](mailto:support@hatcocorp.com)

Follow us on:

