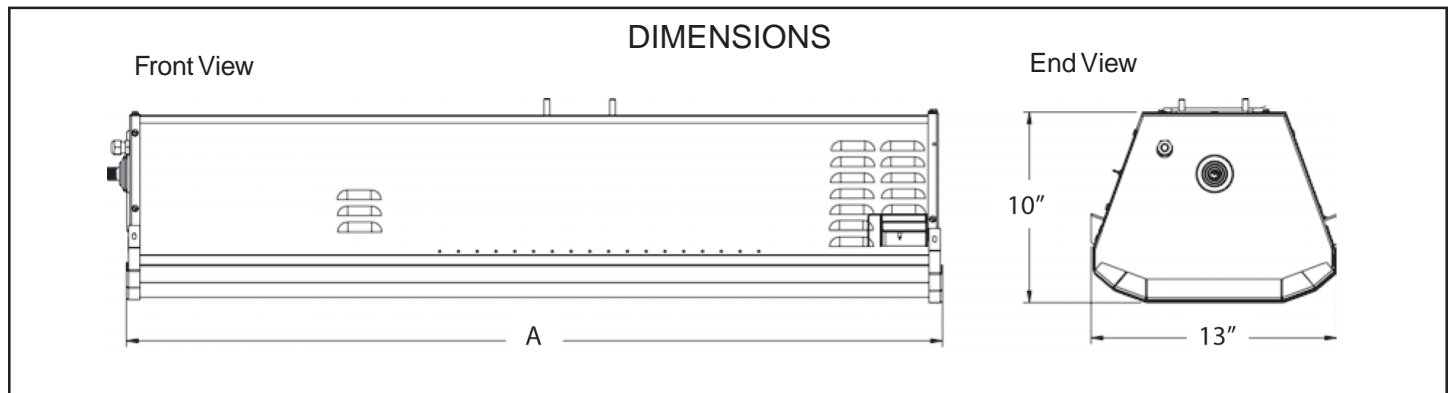
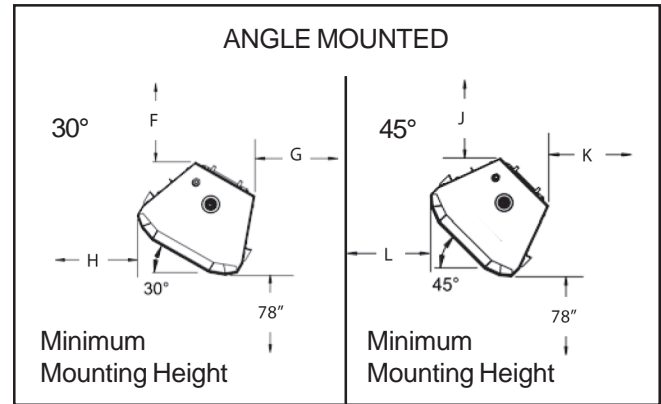
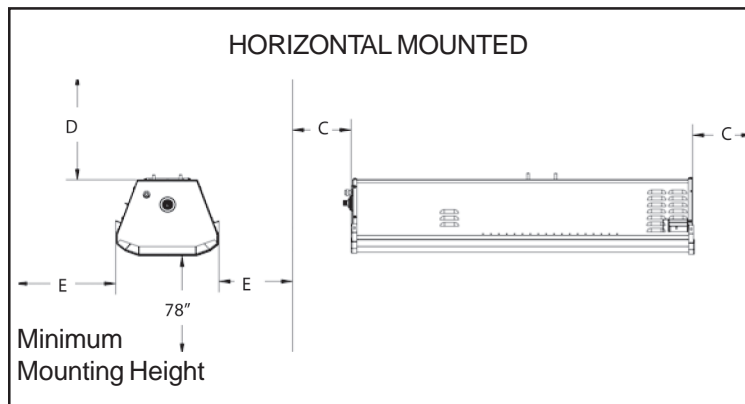


MODEL	BTU (hr)	Gas	Minimum Gas Line Pressure	Maximum Gas Line Pressure	Manifold Pressure	Weight (lbs)	Length <A>
PHB3001NG	23,000	NATURAL	6" W.C.	14" W.C.	5" W.C.	32	30½"
PHB3001LP	23,000	LP	11" W.C.	14" W.C.	10" W.C.	32	30½"
PHB3002NG	35,000	NATURAL	6" W.C.	14" W.C.	5" W.C.	44	43½"
PHB3002LP	35,000	LP	11" W.C.	14" W.C.	10" W.C.	44	43½"
PHB3003NG	50,000	NATURAL	5" W.C.	14" W.C.	5" W.C.	48	43½"
PHB3003LP	50,000	LP	11" W.C.	14" W.C.	10" W.C.	48	43½"



MINIMUM CLEARANCES TO COMBUSTIBLES

MODEL		Ends	Horizontal			30° Angle			45° Angle		
		C	D	E	F	G	H	J	K	L	
PHB3001-NG/LP	OUTDOOR	3"	5.5"	7"	9.5"	1"	9.5"	12.5"	1"	11.5"	
PHB3001-NG/LP	INDOOR	4"	8"	10"	12.5"	2.5"	14"	16"	2"	15.5"	
PHB3002-NG/LP	OUTDOOR	5"	7.5"	9"	9.5"	1.5"	21"	10.5"	1.5"	23"	
PHB3002-NG/LP	INDOOR	6"	10.5"	14.5"	14.5"	2.5"	26"	17"	2.5"	28"	
PHB3003-NG/LP	OUTDOOR	16"	8"	13.5"	10"	2"	21"	12.5"	2"	24.5"	
PHB3003-NG/LP	INDOOR	17"	11"	19"	16.5"	3"	28.5"	18.5"	3"	30"	



* For most perimeter mount applications, Schwank recommends a 30° mounting angle for best heating coverage - a 45° angle may direct a large portion of infrared heat above the heads of seated occupants.