

PROJECT _____

QTY. _____ ITEM NO _____



Reaching New Heights

Date Modified 3/4/09

One Door Sandwich Preparation Unit



JSP-2708
27.5" wide, 6 cu.ft.

Stainless steel interior & exterior standard!
Front breathing!
The most durable condiment lid in the industry!

STANDARD FEATURES:

- Front Breathing
- Thermostatic Control
- Stainless Steel Catch Tray under pans
- CFC-free R-134a Refrigerant
- 1 Vinyl-Coated Wire Shelf
- 5" Casters Included
- Reinforced Door Hinges
- Fully Coved Interior Corners
- Self-Contained Rear Mounted Refrigeration System
- 2.5" Thick Foamed-in-place Polyurethane Insulation
- Fully-Recessed Door Handle
- Automatic Door Closure with 90° Hold Open Feature
- Evaporative Hot Gas Condensate Pan
- Snap-In Magnetic Door Gasket
- Assembled in USA

MATERIALS:

INTERIOR: Stainless steel interior walls, floor, and ceiling.
Vinyl-coated wire shelf.

EXTERIOR: Stainless steel worktop.
Stainless steel sides and door.



DIMENSIONAL DATA

Model No.	L	D	H	Cu.Ft.	Lids	Pans	H/P	Volt	Amp.	NEMA	Shipping Wt.
JSP-2708	27.5"	29.5"	42.7"	6	1	8	1/5	115/60/1	5.0	5-15P	225



Sandwich Prep Unit JSP-2708

Description: One solid door sandwich prep unit, 6 cu. ft

Features & Benefits

Stainless steel interior and exterior for greater durability, construction and appearance.

Self-contained **rear-mounted refrigeration** with high humidity coated fin coil evaporator.

- Holds 33° F to 41° F for refrigerator

2.5" thick, foamed-in-place polyurethane high density insulation.

Six poly-carbonate, 1/6 size pans and two poly-carbonate, 1/9 size pans.

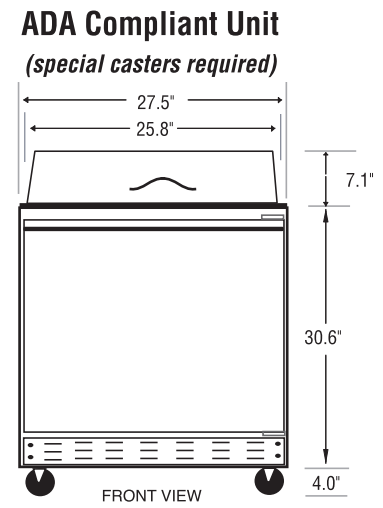
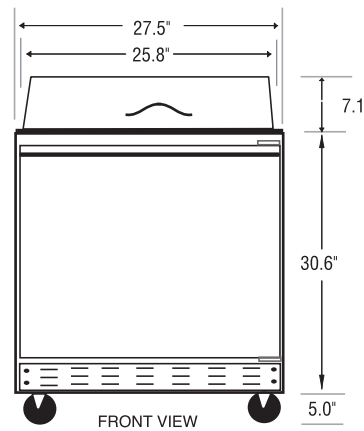
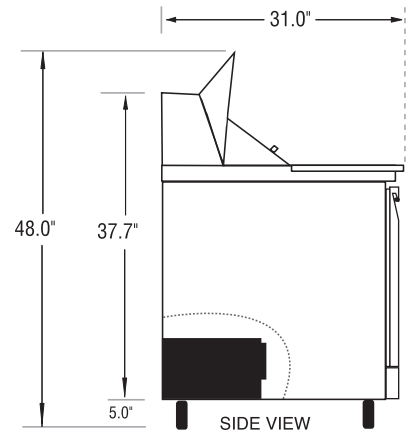
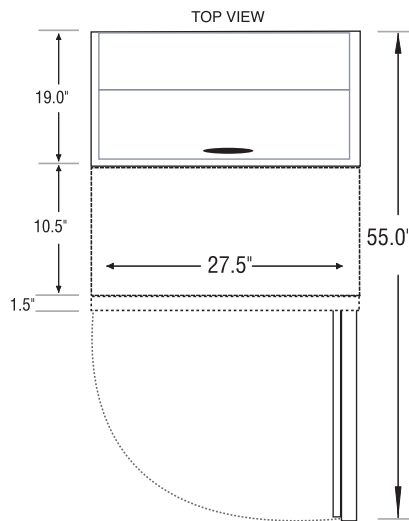
5" casters included- for easy mobility and installation.

Twelve inch full length removable cutting board.

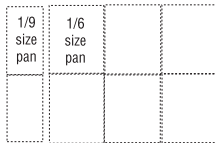
Stainless steel top.

Reinforced hinges and elf-closing door with 90 degree hold-open feature and fully-recessed handles.

Hot Gas evaporative condensate pan - no floor drain required!



PAN CONFIGURATION



NEMA 5-15P plug
5-15R receptacle required

FACTORY OPTIONS

Suffix 1	Description
-2D	2 Drawers

General Information

Cubic Ft.: 6	Pans: 8	Exterior: Stainless	Interior: Stainless
Shelf Size: 17.5" x 22.9"	#Lids: 1	Unit Weight: 195 lbs.	Ship Weight: 225 lbs.

Technical Data

Refrigerant: R-134a	Start Amps: 6.3	Run Amps: 5.0	Horsepower: 1/5
Volts: 115	#Compressors: 1	Cord Length: 82 in.	