

Rapid Rinse Station



Key Features

- Easy to use, single press activation
- Durable Construction
- Smart Design - consumes less space
- Water Saving – uses 1/3 the water of the competition
- Rinses any blender jar, regardless of brand
- Mounts anywhere needed
- Includes storage space for blender jars to dry
- NSF Listed

Specifications

100391			
Model		Assembled Footprint	
UPC Code	Not Assigned	Height	6.25" (15.9cm)
Configuration	N/A	Width	9" (22.8cm)
Control System	N/A	Length	20.5" (52cm)
Programmable Drink Settings	N/A	Certification Information	
Drink Sizes	N/A	Electrical/Safety	N/A
Cycle Counter	N/A	Sanitation/Food Safety	NSF (Report #29210-0007)
Display	N/A	Warranty Information	
Plumbing Characteristics		Overall System Warranty	12 Months Parts
Water Consumption	2.23 GPM (8.44 LPM)	Spray Nozzle	Lifetime
Water Output	10 oz (0.29 liter)†	Rapid Rinser	12 Months Parts
Water Source	Pressurized potable water, minimum 30psi (206 kPa); cold or hot	Weight/Shipping Information	
Drain Requirements	¾" GHT Female hose	Net Weight	6 lbs (2.72 kg)
† Water usage based on 60 PSI (413 kPa)		Shipping Weight	8 lbs (3.62 kg)
Package Configuration		Shipping Carton Dimensions	12-3/4" x 21" x 10" (32.38 cm x 53.34 cm x 25.40 cm)
QTY Included			
Model 100391 Rinse Station	1		
Model 100391 Rapid Rinser	1		
Product Water Tubing w/ 3/8" compression fitting	6' (1.8 m)		
Owner's Manual	1		
Drain Hose (Optional)	1		



Rapid Rinse Station™

Rinse. Dry. Store.



Press to Rinse, then Dry and Store

Blendtec's Rapid Rinse Station provides the fastest and most effective way to rinse, dry and store jars the industry has ever seen. Quit wasting time walking over to the sink, hand drying jars and wasting water. Save up to 2 minutes between blends and use 2/3 less water with Blendtec's groundbreaking Rapid Rinse Station.



Watch the Rapid Rinse Station in Action

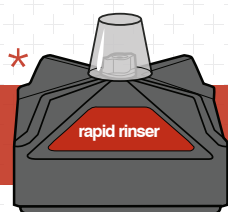


Place the Rapid Rinse Station Wherever You Want



Now employees can blend and rapidly rinse without taking a single step. The Rapid Rinse Station is designed to be placed in the most effective location in your store, regardless of where your sink is located.

Size Doesn't Matter

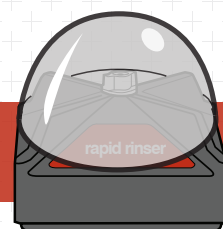
The Rapid Rinse Station is perfect for rinsing all Blendtec Jars, other blender jars and other items from a shot glass up to an eight-inch bowl.



Shot Glass



All Blendtec Jars and Other Jars



Eight-Inch Bowl

* Rapid Rinser Shown Here Separately

Rinse, Dry and Store Your Jars Without the Mess

We'd write more...but that's all there is to it.



MKTFCD-204 Brochure, Rapid Rinse Station, Rev 01, Oct 2011

DIMENSIONS

Rinse Station

9.00" W
20.50" L
6.25" H

INTERNATIONAL

22.80 cm W
52.00 cm L
15.90 cm H

DIMENSIONS

Rapid Rinser

5.75" W
5.75" L
4.00" H

INTERNATIONAL

14.70 cm W
14.70 cm L
10.20 cm H

WARRANTY

One Year Warranty

WEIGHT

Rinse Station
6.00 lbs.
Rapid Rinser
1.20 lbs.

INTERNATIONAL

Rinse Station
2.72 Kg.
Rapid Rinser
0.54 Kg.

CERTIFICATIONS

NSF Certified

CONTACT

1.800.Blendtec

 Blendtec®